

foundit Insights Tracker

Sep 2023

Hiring Trends in Malaysia

For any additional or custom insights, kindly email on
PR@foundit.ai



Contents

01 Key Highlights of the Month

Page 3

02 Hiring Trends - Industry

Page 4

03 Hiring Trends - Functional Area

Page 5

04 Data & Methodology

Page 6

05 About foundit APAC & Gulf

Page 7

06 Annexure

Page 8-10

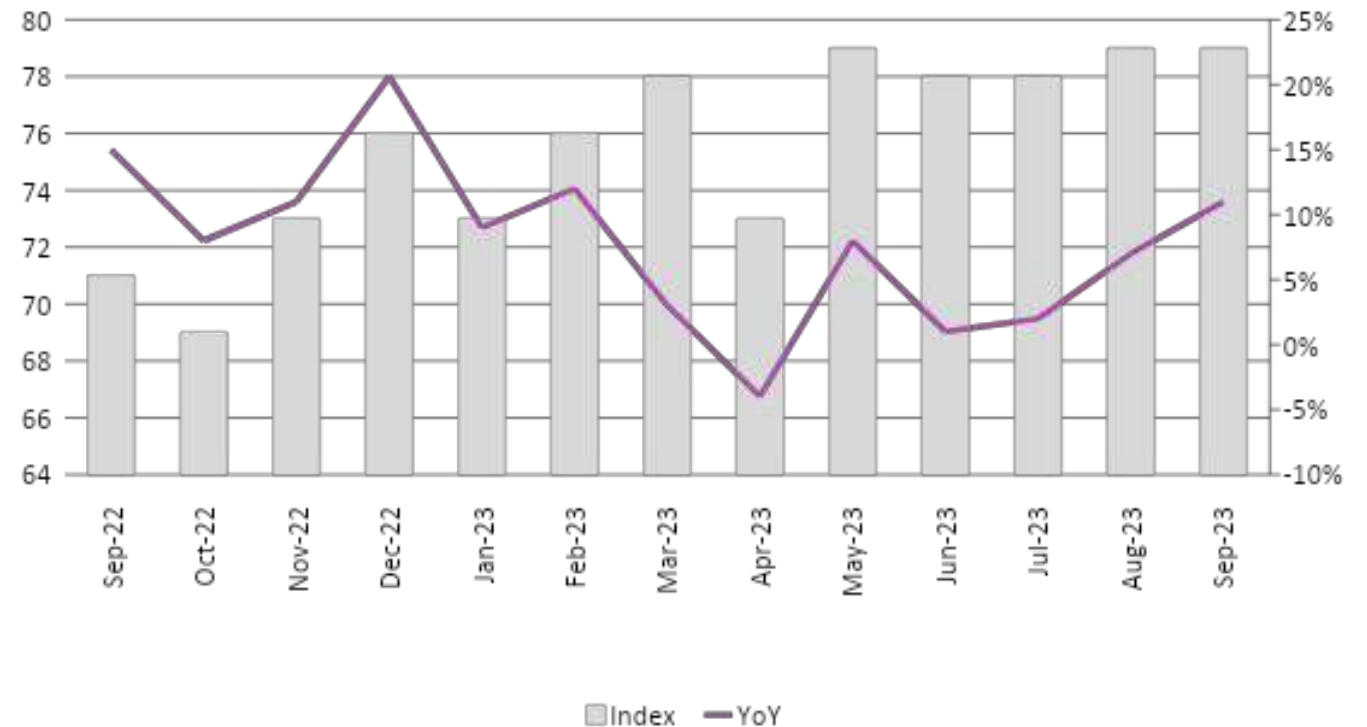


Key Highlights of the Month

foundit Insights Tracker in Malaysia recorded an 11% year-on-year increase in e-recruitment in September 2023.

- ✓ The foundit Insights Tracker (fit) reveals a notable growth, with the index ascending from 71 in September 2022 to 79 in September 2023, marking a positive trend in the reported period.
- ✓ MoM, the tracker maintained a stable index of 79 in September 2023, demonstrating stability compared to the previous month, with August'23 also registering an index of 79.
- ✓ According to the tracker, a robust growth of 8% has been noticed over the past six months. Although the job market has remained steady since last month, it is crucial to highlight the positive momentum witnessed in various industry sectors on a month-to-month basis. This momentum is driven by the favorable conditions in the domestic economy.

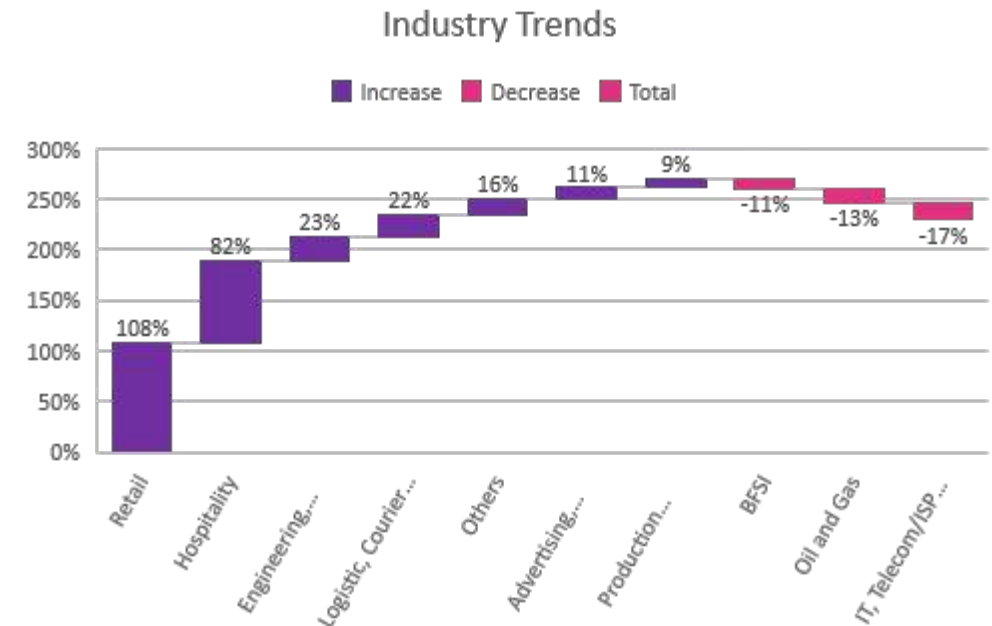
foundit Insights Tracker



Hiring Trends – Industry*

7 out of 10 industries monitored by the Index registered expansion in recruitment activity in September'23 annually.

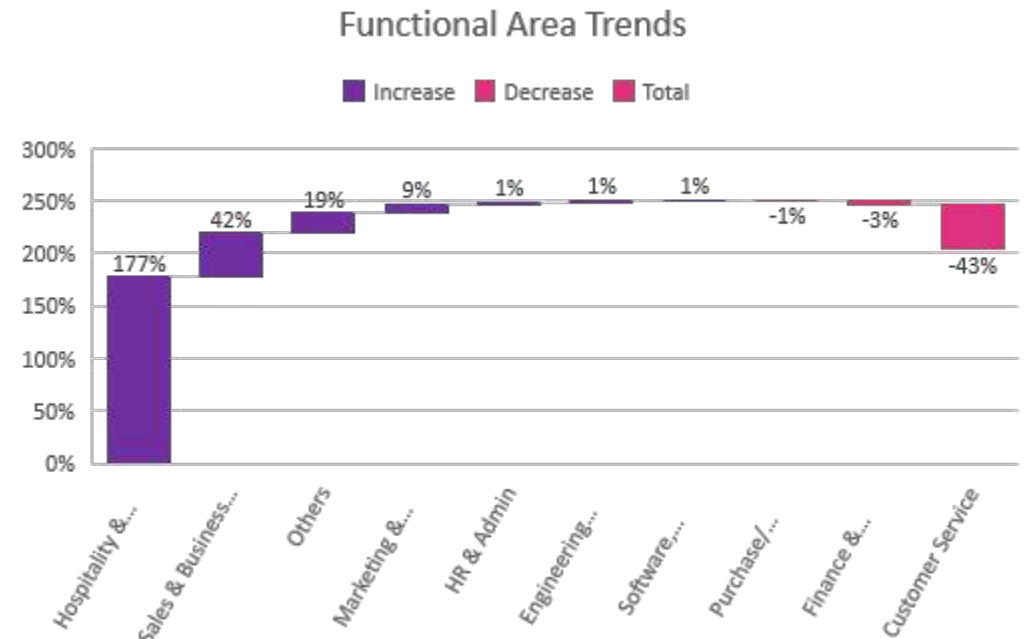
- ✓ The **Retail** (+108%) sector saw a significant jump in September 2023 annually attributed to the festive demand, followed by the **Hospitality** (+82%) which grew further with the rising confidence among investors towards the industry and maximizing profits with the increased tourist demand. Additionally, **Engineering, Construction and Real Estate** (+23%) also marked a remarkable growth in hiring activity in September'23.
- ✓ Conversely, the **IT, Telecom/ISP, and BPO/ITES** (-17%) sector sustained a cautious approach to hiring, exhibiting the lowest hiring demand among all monitored industries. Similarly, **Oil and Gas** (-13%) and **BFSI** (-11%) industries experienced a substantial annual decline coupled with a notable decrease over the previous month.
- ✓ However, **Production/Manufacturing, Automotive and Ancillary** (+5%) **Advertising, Market Research, Public Relations, Media and Entertainment** (+11%) industries registered a substantial annual growth in September'23. Also, hiring demand in **Logistic, Courier/ Freight/ Transportation, Shipping/ Marine** (+22%) saw a consecutive surge.



Hiring Trends - Functional Area*

Online recruitment activity surpassed in 7 of the 10 occupation groups annually in September'23.

- ✓ **Hospitality & Travel** (+177%) roles experienced an extraordinary surge in demand, recording a remarkable growth in September'23 fueled by the heightened demand for regional tourism. Also, the function saw a substantial hiring growth of 48% over the last three months. Additionally, **Sales & Business Development** (+42%) and **Marketing & Communications** (+9%) roles also witnessed positive annual growth in September'23.
- ✓ The **Customer Service** (-43%) roles persist in their downward trend, marking a substantial decline across all monitored functions. Also, **Finance & Accounts** (-3%) positions registered a decrease, while **Purchase/ Logistics/ Supply chain** (-1%) witnessed a marginal dip annually.
- ✓ Among others **Engineering/ Production, Real Estate** (+1%) roles showcased a positive trend in September'23 annually while **HR & Admin** (+1%), and **Software, Hardware & Telecom** (+1%) although marginal, experienced a continuous uptick in e-recruitment activity in September'23.



Data & Methodology

The foundit Insights Tracker (fit) is a comprehensive monthly analysis of online job posting activity conducted by foundit.in. Based on a real-time review of millions of employer job opportunities culled from a large, representative selection of online career outlets, fit presents a snapshot of employer online recruitment activity nationwide. In its earlier form (as Monster Employment Index), it gave a broader view of hiring trends by industry, function, location and experience levels. In its new avatar, it provides next-level insights on recruitment trends and tracks developments in demand for key skills, roles available and salary range on offer in the market.

In order to avoid excessive monthly fluctuations, the index is calculated using a volatility-adjusting formula. We publish the data in a volume index format with the base value of 100. The index describes changes in the level of online job demand against the baseline. An increase in the index indicates growth in online job availability and suggests an increase in the demand for employees by employers.

Foundit Insights Tracker (formerly Monster Employment Index) was first launched in India in May 2010 with data collected since November 2009 followed by Gulf in April 2011 with data collected since November 2010; Singapore in May 2014 with data collected since March 2011; Philippines and Malaysia in May 2015 with data collected since March 2014.

foundit has taken due care in compiling and processing the data available from various sources for foundit Insights Tracker (fit), but does not guarantee the accuracy, adequacy or completeness of any information and is not responsible for any errors or omissions or action / decision taken or for the result obtained from the use of such information.

For any additional or custom insights, kindly email on PR@foundit.ai



About foundit.in APAC & Middle East

foundit.in, formerly Monster, is a leading talent platform offering comprehensive employment solutions to recruiters and job seekers across India, SEA, and Gulf. Since its inception, the company has been assisting over 65 million registered users to find jobs, upskill, and connect with the right opportunities across 18 countries. Over the last two decades, the company has been a catalyst in the world of recruitment solutions with advanced technology, seeking to efficiently bridge the talent gap across industry verticals, experience levels, and geographies. Today, foundit.in is committed to enabling and connecting the right talent with the right opportunities by harnessing the power of deep-tech to sharpen hyper-personalised job searches, and precision hiring. foundit.in strongly believes that a job title doesn't define one's potential and leverages technology to dig deeper to curate opportunities central to the needs, aspirations, and dreams of each user.

To learn more about foundit in APAC & Gulf, visit:

www.foundit.in

www.founditgulf.com

www.foundit.sg

www.foundit.my

www.foundit.com.ph

www.foundit.hk



Annexure



Annexure: Industry Data*

Industries	Sep-22	Oct-22	Nov-22	Dec-22	Jan-23	Feb-23	Mar-23	Apr-23	May-23	Jun-23	Jul-23	Aug-23	Sep-23
IT, Telecom/ISP and BPO/ITES	183	168	171	180	169	169	160	148	176	167	160	157	152
Engineering, Construction and Real Estate	52	48	50	54	50	51	49	47	67	65	62	64	64
BFSI	82	77	85	95	90	95	89	84	87	83	79	81	73
Production/Manufacturing, Automotive and Ancillary	97	95	98	104	97	100	97	94	106	103	105	104	106
Oil and Gas	92	93	94	96	94	98	95	92	88	88	85	86	80
Hospitality	60	63	70	73	71	78	81	73	117	109	106	109	109
Retail	51	60	68	76	70	71	73	69	88	98	101	103	106
Logistic, Courier/ Freight/ Transportation, Shipping/ Marine	73	61	75	94	79	84	76	66	105	97	98	99	89
Advertising, Market Research, Public Relations, Media and Entertainment	62	59	65	68	64	67	66	61	74	71	70	73	69

Annexure: Functional Area Data*

Functions	Sep-22	Oct-22	Nov-22	Dec-22	Jan-23	Feb-23	Mar-23	Apr-23	May-23	Jun-23	Jul-23	Aug-23	Sep-23
Software, Hardware, Telecom	182	170	173	186	183	194	185	165	194	179	185	193	181
Finance & Accounts	101	95	102	102	100	107	104	95	107	102	98	98	96
Sales & Business Development	101	109	115	122	116	129	121	119	133	157	144	145	143
Customer Service	37	33	31	25	21	21	20	17	27	25	24	24	21
Marketing & Communications	87	85	90	92	89	97	97	91	103	99	98	100	95
HR & Admin	68	67	71	73	69	76	73	67	76	71	70	70	69
Engineering /Production, Real Estate	81	77	85	87	82	88	85	74	86	82	81	82	82
Hospitality & Travel	31	36	41	53	52	62	65	57	55	59	58	70	86
Purchase/ Logistics/ Supply Chain	93	84	101	107	97	104	98	84	112	106	98	99	92

Thank you

