

# foundit Insights Tracker

July 2023

## Hiring Trends in Philippines

For any additional or custom insights, kindly email on  
[PR@foundit.ai](mailto:PR@foundit.ai)



# Contents

01 Key Highlights of the Month

Page 3

02 Hiring Trends - Industry

Page 4

03 Hiring Trends - Functional Area

Page 5

04 Data & Methodology

Page 6

05 About foundit APAC & Gulf

Page 7

06 Annexure

Page 8-10

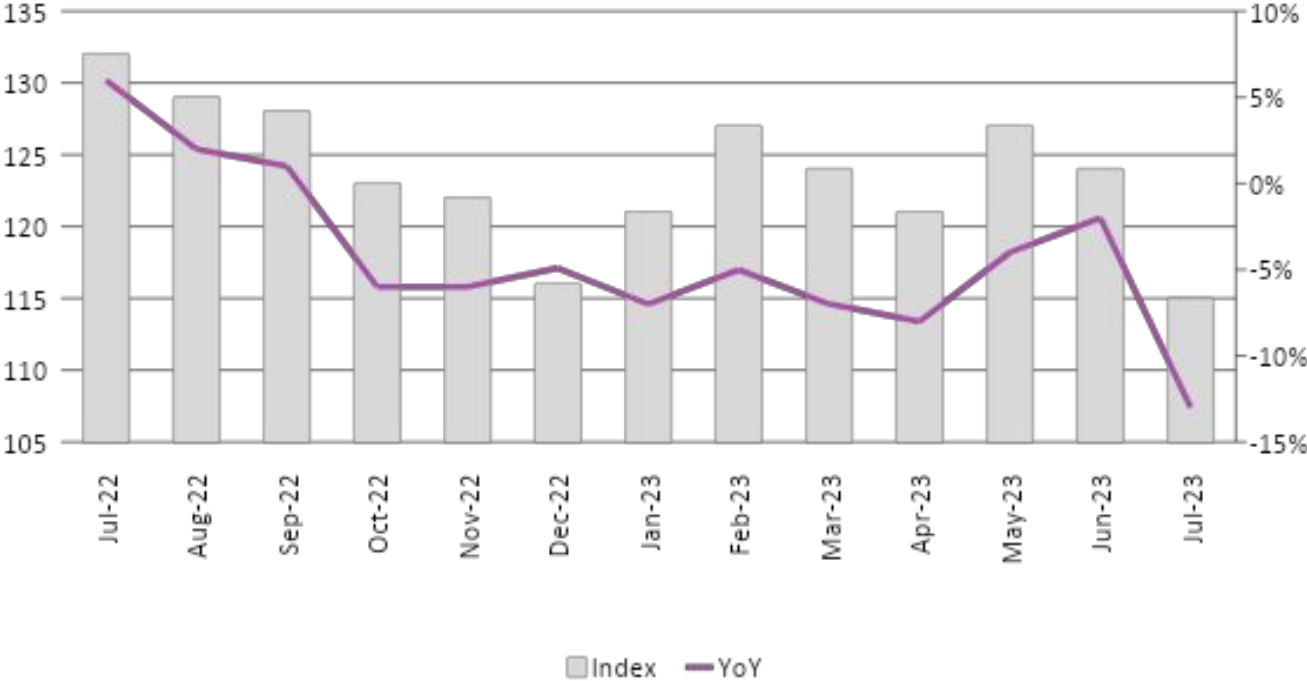


# Key Highlights of the Month

foundit Insights Tracker in the Philippines saw a substantial drop of 13% in e-recruitment activity in July 2023 from July 2022.

- ✓ The foundit Insights Tracker (fit) registered a decline from an index of 132 in July 2022 to 115 in July 2023.
- ✓ The hiring demand witnessed a 7% dip on the month on month basis, as June 2023 saw an index of 124.
- ✓ Over the past three months, a 9% decline has been observed in online recruitment activity. The tracker depicts a noticeable deceleration in the online hiring space. The data highlights a delicate state within the realm of e-recruitment.

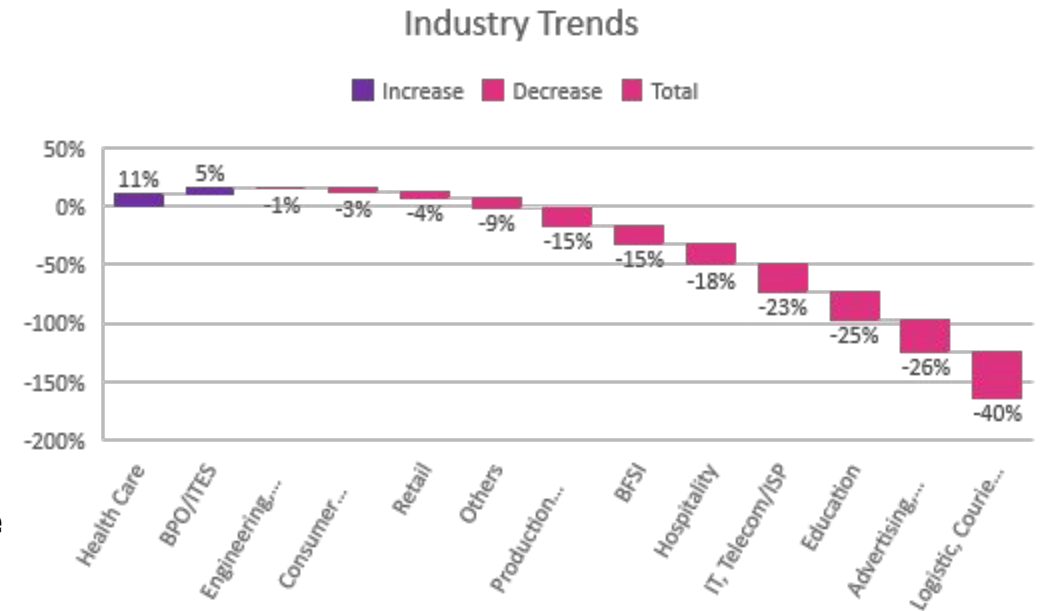
foundit Insights Tracker



# Hiring Trends – Industry\*

Online hiring demand in July'23 exceeded the year-ago level in 2 of the 12 industries monitored by the tracker

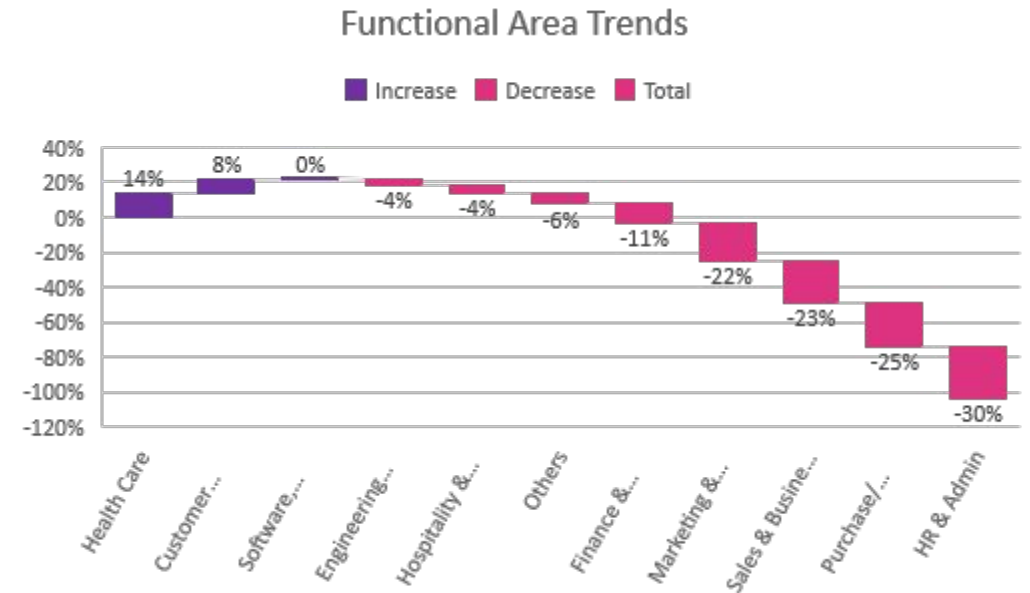
- ✓ In July'23, the **Healthcare** (+11%) industry maintained its position with the most robust year-on-year growth, showing an impressive increase in e-recruitment. Additionally, the **BPO/ITES** (+5%) sector experienced consecutive annual growth recording notable rise during the same period.
- ✓ The **Logistics, Courier/ Freight/ Transportation, Shipping** (-40%) sector witnessed a substantial decline annually in July'23, representing the lowest annual job demand within the industry. Also, the **Advertising, MR, PR, Media & Entertainment** (-26%) and **Education** (-25%) sectors experienced a slowdown in growth momentum.
- ✓ Among other monitored sectors, **Engineering, Construction and Real Estate** (-1%), **Consumer Goods/ FMCG, Food & Packaged Food** (-3%), **BFSI** (-13%), **Production/Manufacturing, Automotive and Ancillary** (-14%), **Hospitality** (-18%) and **IT, Telecom/ISP** (-23%) saw a subsequent annual drop in July'23.



# Hiring Trends - Functional Area\*

Online recruitment activity surpassed the year-ago level in 3 of the 10 occupation groups monitored by the tracker

- ✓ The demand for **Healthcare** (+14%) professionals remains strong, indicating a significant increase and marking the most noteworthy annual growth in July'23. Also, **Customer Service** (+8%) roles experienced a rise, while roles in **Software, Hardware, Telecom** (0%) saw muted hiring demand, both reflecting a resilient and optimistic growth trajectory in July'23 annually.
- ✓ Within the spectrum of monitored functions, the **HR & Admin** (-30%) roles witnessed the sharpest annual decline, Followed closely, by the **Purchase/ Logistics/ Supply chain** (-25%) and **Sales & Business Development** (-23%) job roles marking the notable drop. Also, **Marketing & Communications** (-22%) function observed a substantial annual dip in hiring in July'23.
- ✓ Among others, **Hospitality & Travel** (-4%) **Engineering/ Production, Real Estate** (-4%) and **Finance and Accounts** (-11%) recorded a sequential drop in demand annually in July'23.



# Data & Methodology

The foundit Insights Tracker (fit) is a comprehensive monthly analysis of online job posting activity conducted by foundit.in. Based on a real-time review of millions of employer job opportunities culled from a large, representative selection of online career outlets, fit presents a snapshot of employer online recruitment activity nationwide. In its earlier form (as Monster Employment Index), it gave a broader view of hiring trends by industry, function, location and experience levels. In its new avatar, it provides next-level insights on recruitment trends and tracks developments in demand for key skills, roles available and salary range on offer in the market.

In order to avoid excessive monthly fluctuations, the index is calculated using a volatility-adjusting formula. We publish the data in a volume index format with the base value of 100. The index describes changes in the level of online job demand against the baseline. An increase in the index indicates growth in online job availability and suggests an increase in the demand for employees by employers.

Foundit Insights Tracker (formerly Monster Employment Index ) was first launched in India in May 2010 with data collected since November 2009 followed by Gulf in April 2011 with data collected since November 2010; Singapore in May 2014 with data collected since February 2011; Philippines and Malaysia in May 2015 with data collected since February 2014.

foundit has taken due care in compiling and processing the data available from various sources for foundit Insights Tracker (fit), but does not guarantee the accuracy, adequacy or completeness of any information and is not responsible for any errors or omissions or action / decision taken or for the result obtained from the use of such information.

For any additional or custom insights, kindly email on [PR@foundit.ai](mailto:PR@foundit.ai)



# Annexure



# About foundit.in APAC & Middle East

foundit.in, formerly Monster, is a leading talent platform offering comprehensive employment solutions to recruiters and job seekers across India, SEA, and Gulf. Since its inception, the company has been assisting over 65 million registered users to find jobs, upskill, and connect with the right opportunities across 18 countries. Over the last two decades, the company has been a catalyst in the world of recruitment solutions with advanced technology, seeking to efficiently bridge the talent gap across industry verticals, experience levels, and geographies. Today, foundit.in is committed to enabling and connecting the right talent with the right opportunities by harnessing the power of deep-tech to sharpen hyper-personalised job searches, and precision hiring. foundit.in strongly believes that a job title doesn't define one's potential and leverages technology to dig deeper to curate opportunities central to the needs, aspirations, and dreams of each user.

To learn more about foundit in APAC & Gulf, visit:

[www.foundit.in](http://www.foundit.in)

[www.founditgulf.com](http://www.founditgulf.com)

[www.foundit.sg](http://www.foundit.sg)

[www.foundit.my](http://www.foundit.my)

[www.foundit.com.ph](http://www.foundit.com.ph)

[www.foundit.hk](http://www.foundit.hk)





## Annexure: Industry Data\*

Industries	Jul-22	Aug-22	Sep-22	Oct-22	Nov-22	Dec-22	Jan-23	Feb-23	Mar-23	Apr-23	May-23	Jun-23	Jul-23
BPO/ITES	207	226	220	206	213	229	234	236	244	228	218	217	217
IT, Telecom/ISP	229	223	221	205	195	195	200	213	192	188	190	179	177
BFSI	221	215	214	214	213	209	214	215	204	194	201	193	187
Engineering, Construction and Real Estate	81	80	78	79	78	78	79	79	78	77	82	80	80
FMCG, Food & Packaged Food , Home Appliance, Garments/ Textiles/ Leather, Gems & Jewelry	89	87	87	86	91	94	94	96	94	92	90	88	86
Production/Manufacturing, Automotive and Ancillary	105	104	102	98	98	98	96	95	94	93	94	92	89
Retail	149	144	144	135	132	129	133	140	129	117	110	164	143
Hospitality	74	73	71	67	77	72	74	75	68	65	73	70	61
Education	109	104	85	80	64	63	63	78	73	86	87	85	82
Health Care	116	120	122	120	137	141	157	169	169	154	163	140	129
Logistic, Courier/ Freight/ Transportation, Import/Export, Shipping	147	136	106	119	117	112	120	115	103	94	99	95	88
Advertising, Market Research, Public Relations, Media and Entertainment	144	138	133	128	127	125	126	132	123	116	125	116	106

## Annexure: Functional Area Data\*

Functions	Jul-22	Aug-22	Sep-22	Oct-22	Nov-22	Dec-22	Jan-23	Feb-23	Mar-23	Apr-23	May-23	Jun-23	Jul-23
Software, Hardware, Telecom	247	243	262	254	238	237	244	264	250	257	263	241	247
Finance & Accounts	241	228	230	233	231	219	228	233	221	216	226	215	215
Sales & Business Development	104	101	100	97	96	89	96	98	92	85	90	122	80
Customer Service	177	190	185	171	174	174	186	189	199	190	185	186	191
Marketing & Communications	144	139	135	127	124	115	127	133	124	122	125	111	112
HR & Admin	154	142	137	132	121	119	126	132	124	121	130	113	108
Engineering /Production, Real Estate	84	84	83	82	81	80	81	81	80	79	83	82	81
Hospitality & Travel	70	69	70	68	74	71	73	74	70	69	70	68	67
Health Care	101	101	104	102	118	118	128	133	127	121	133	117	115
Purchase/ Logistics/ Supply Chain	120	107	104	97	98	99	106	106	90	84	90	85	90

**Thank you**

